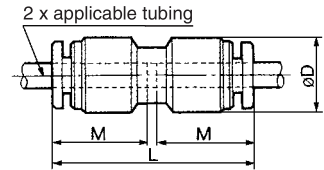


## Straight Union: KQ2H



Applicable tubing O.D. (inch)	Model	Note) $\phi D$	L	M	Min. port size	Mass (g)
1/8	KQ2H01-00	9.6	31.5	15.5	2.5	3
5/32	KQ2H03-00	10.4	32.5	16	3	3
3/16	KQ2H05-00	11.4	34	16.5	3.5	4
1/4	KQ2H07-00	13.2	34.5	17	4.6	4
5/16	KQ2H09-00	15.2	38.5	18.5	6	6
3/8	KQ2H11-00	17.9	42.5	21	7	11
1/2	KQ2H13-00	21.7	44.5	22	9.6	16

Note)  $\phi D$ : Max. diameter

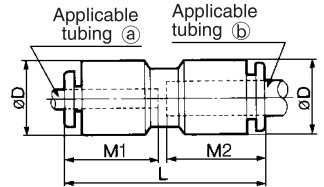


## Different Diameter Straight: KQ2H



Applicable tubing O.D. (inch)		Model	Note) $\phi D$	L	M1	M2	Min. port size	Mass (g)
①	②							
1/8	5/32	KQ2H01-03	10.4	32.5	15.5	16	2.5	3
	1/4	KQ2H01-07	13.2	34.5		17		5
5/32	3/16	KQ2H03-05	11.4	34	16	16.5	3	4
	1/4	KQ2H03-07	13.2	34.5		17		4
3/16	1/4	KQ2H05-07	13.2	34.5	16.5	17	3.5	5
	5/16	KQ2H07-09	15.2	38.5		18.5		6
1/4	3/8	KQ2H07-11	17.9	42	17	21	4.6	11
	5/16	KQ2H09-11	17.9	42		18.5		11
5/16	3/8	KQ2H09-13	17.9	42	18.5	21	6	11
	1/2	KQ2H09-13	21.7	44		22		16
3/8	1/2	KQ2H11-13	21.7	44	21	22	7	17

Note)  $\phi D$ : Max. diameter



## Male Elbow: KQ2L

01-32  
KQ2L03-32  
07-32



<KQ2L05-32>



<NPT>

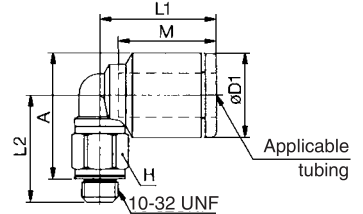


Applicable tubing O.D. (inch)	Connection thread UNF NPT	Model	H (Width across flats)	Note) $\phi D1$	$\phi D2$	L1	L2	A*	M	Min. port size	Mass (g)					
1/8	10-32 UNF	KQ2L01-32	7	8.4	—	15.3	13.2	14.5	12.7	2.3	2.5					
	1/16	KQ2L01-33S	11.11	9.6	10	17.5	21.5	22.5	15.5	2.5	8					
	1/8	KQ2L01-34S					20.6	24.5								
	1/4	KQ2L01-35S	14.29	—	—	—	—	—	—	—	18					
5/32	10-32 UNF	KQ2L03-32	7	9.3	—	15.6	13.7	15.4	12.7	2.3	2.7					
	1/16	KQ2L03-33S	11.11	10.4	10	18	22	23	16	3	8					
	1/8	KQ2L03-34S					21.1	26			9					
	1/4	KQ2L03-35S	14.29	—	—	—	—	—	—	—	18					
3/16	10-32 UNF	KQ2L05-32	11.11	—	—	—	20	22	—	2.3	5					
	1/8	KQ2L05-34S	11.4	10	19.5	21.6	24	16.5	3.5	10	19					
	1/4	KQ2L05-35S				26	26				19					
	10-32 UNF	KQ2L07-32	7	12	—	16.1	15.1	18.1	13.6	2.3	3.2					
1/4	1/8	KQ2L07-34S	11.11	13.2	10	20.5	22.6	26	17	4.6	10					
	1/4	KQ2L07-35S	14.29				27	28			20					
	3/8	KQ2L07-36S	17.46				28.4	30			32					
	1/8	KQ2L09-34S	12.7				23.6	28			12					
5/16	1/4	KQ2L09-35S	14.29	15.2	12	23.5	28	30	18.5	6	20					
	3/8	KQ2L09-36S	17.46				29.4	31.5			28					
	1/8	KQ2L11-34S	17.46				17.9	17			25.5	25.6	31.5	21	7	16
	1/4	KQ2L11-35S										29	32.5			23
3/8	KQ2L11-36S	30.4	34	33												
1/2	KQ2L11-37S	22.23	34.6	36.5	59											
1/2	1/4	KQ2L13-35S	17.46	21.7	17	28	31	36.5	22	9.6	28					
	3/8	KQ2L13-36S					32.4	38.5			36					
	1/2	KQ2L13-37S	22.23				36.6	40			62					

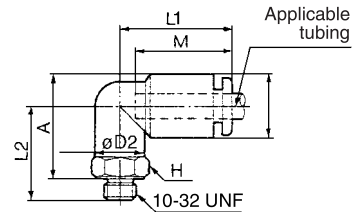
\* Reference dimensions after NPT thread installation.  
Note)  $\phi D1$ : Max. diameter



01-32  
KQ2L03-32  
07-32



<KQ2L05-32>



<NPT>

