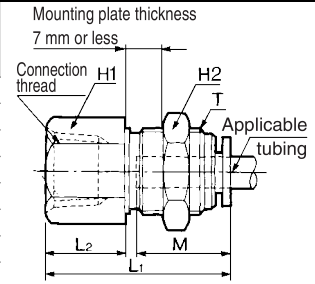


Series KQ2

Bulkhead Connector: KQ2E



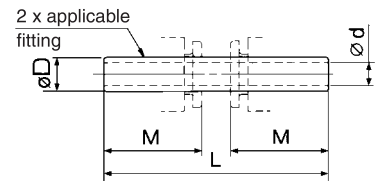
Applicable tubing O.D. (inch)	Connection thread NPT	Model	Connection thread (UNF)	H1 (Width across flats)	H2 (Width across flats)	L1	L2	M	Min. port size	Mounting hole	Mass (g)
1/8	1/4	KQ2E01-35	1/2-20	17.46	17.46	31	15	15.5	2.5	13.5	36
5/32	1/4	KQ2E03-35	1/2-20	17.46	17.46	31	15	16	3	13.5	36
3/16	1/8	KQ2E05-34	9/16-18	17.46	17.46	28	10	16.5	3.5	15	34
1/4	1/4	KQ2E07-35	9/16-18	17.46	17.46	32.5	14.5	17	4.6	15	34
5/16	3/8	KQ2E09-36	3/4-16	22.23	22.23	35	15	18.5	6	20	52
3/8	3/8	KQ2E11-36	7/8-14	25.4	25.4	37	14.5	21	7	23	96
1/2	3/8	KQ2E13-36	1-12	28.6	28.6	37	14	22	9.6	26	125
	1/2	KQ2E13-37	1-12			41.5	18				128



Nipple: KQ2N



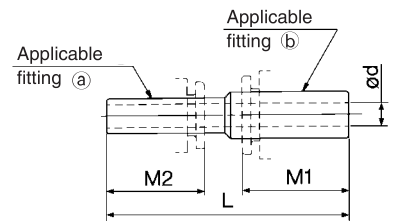
Applicable fitting ϕD	Model	L	M	ϕd	Mass (g)
1/8	KQ2N01-99	36	15.5	2.2	0.2
3/16	KQ2N05-99	38	16.5	3.5	0.4
1/4	KQ2N07-99	39	17	4.6	1
3/8	KQ2N11-99	49	21	7.5	10
1/2	KQ2N13-99	51	22	10	15



Reducer Nipple: KQ2N



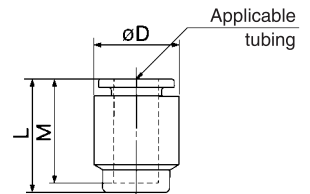
Applicable fitting O.D. (inch)		Model	L	M1	M2	ϕd	Mass (g)
Ⓐ	Ⓑ						
1/8	5/32	KQ2N01-03	36.5	16	15.5	2.2	0.2
	3/16	KQ2N01-05	37	16.5			0.4
5/32	3/16	KQ2N03-05	37.5	16.5	16	2.5	0.4
	1/4	KQ2N03-07	38	17			0.6
3/16	1/4	KQ2N05-07	38.5	17	16.5	3.5	0.6
	5/16	KQ2N05-09	41	18.5			1
1/4	5/16	KQ2N07-09	41.5	18.5	17	4.6	1
	3/8	KQ2N07-11	45	21			1
5/16	3/8	KQ2N09-11	46.5	21	18.5	6	11
	1/2	KQ2N09-13	47.5	22			22
3/8	1/2	KQ2N11-13	50	22	21	7	24



Tube Cap: KQ2C



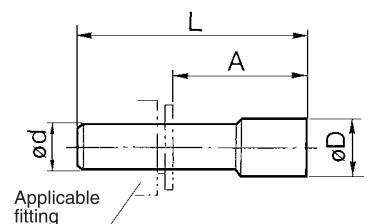
Applicable tubing O.D. (inch)	Model	$\phi D1$	L	M	Mass (g)
5/32	KQ2C03-00	10.4	17	16	1
1/4	KQ2C07-00	13.2	18	17	2
5/16	KQ2C09-00	15.2	20.5	18.5	3
3/8	KQ2C11-00	17.9	22.5	21	6



Plug: KQ2P, KQP



Applicable fitting size ϕd (inch)	Model (Note)		ϕD	L	A	Mass (g)
1/8	KQ2P-01	KQP-01	5	31.5	16	1
5/32	KQ2P-03	KQP-03	6	32	16	1
3/16	KQ2P-05	KQP-05	6.8	34	17.5	1
1/4	KQ2P-07	KQP-07	8.5	35	18	1
5/16	KQ2P-09	KQP-09	10	39	20.5	2
3/8	KQ2P-11	KQP-11	11.5	43	22	3.5
1/2	KQ2P-13	KQP-13	15	46	24	5



Note) KQ2P and KQP: Orange