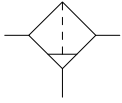


# Filtler AF320, AF420 Series

Symbol



## ORDER KEY

AF 320 - 10 - AD41 - 40

Series: **Air Filter**

Body size:

|     |      |
|-----|------|
| 320 | 3/8" |
| 420 | 1/2" |

Port Size:

|    |      |       |
|----|------|-------|
| 8  | 1/4" | AF320 |
| 10 | 3/8" |       |
| 15 | 1/2" |       |

Filter Element:

|      |            |
|------|------------|
| None | 5 $\mu$ m  |
| 40   | 40 $\mu$ m |

Drain options:

|      |              |
|------|--------------|
| None | Manual Drain |
| AD41 | Auto Drain   |

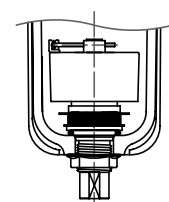
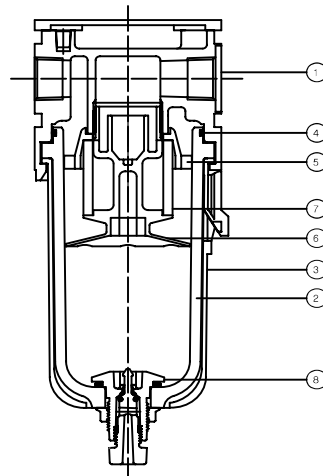
## Specifications

| Model No            | Unit         | AF320            | AF420      |
|---------------------|--------------|------------------|------------|
| Port size           |              | Rc(PT)1/4", 3/8" | Rc(PT)1/2" |
| element             | $\mu$ m      | 5 (Option : 40)  |            |
| Proof pressure      | MPa (bar)    | 1.5 (15.0)       |            |
| Max supply pressure | MPa (bar)    | 1.0 (10.0)       |            |
| Temperature range   | $^{\circ}$ C | 0~60             |            |
| Weight              | g            | 286              | 444        |

## Component

| No | Description | Material  |
|----|-------------|-----------|
| 1  | Body        | Aluminium |
| 2  | Bowl        | ABS       |
| 3  | Bowl Guide  | ABS       |
| 4  | Bowl O-Ring | NBR       |
| 5  | Defletor    | ABS       |
| 6  | Bufful      | ABS       |
| 7  | Element     | ABS       |
| 8  | Drain Ass'y | ABS       |

## Constructions



Float type auto drain