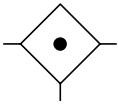


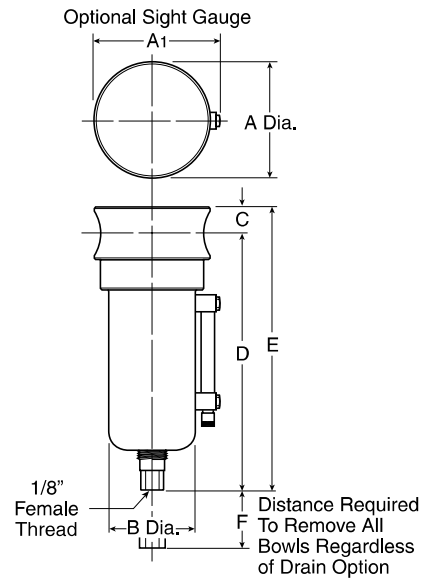


## PF11 Coalescing Filter – Standard



### Features

- Stainless steel construction handles most corrosive environments.
- Meets NACE specifications MR-01-75/ISO 15156.
- 1/8" female threaded drain.
- High Flow: 1/2" - 45 SCFM<sup>§</sup>



Port Size	NPT		BSPP	
	Manual Twist Drain	Automatic Float Drain	Manual Twist Drain	Automatic Float Drain
1/2"	<b>Metal Bowl With Sight Gauge</b>			
	<b>PF11-04WJSS</b>	<b>PF11-04WJRSS</b>	PF11G04WJSS	PF11G04WJRSS

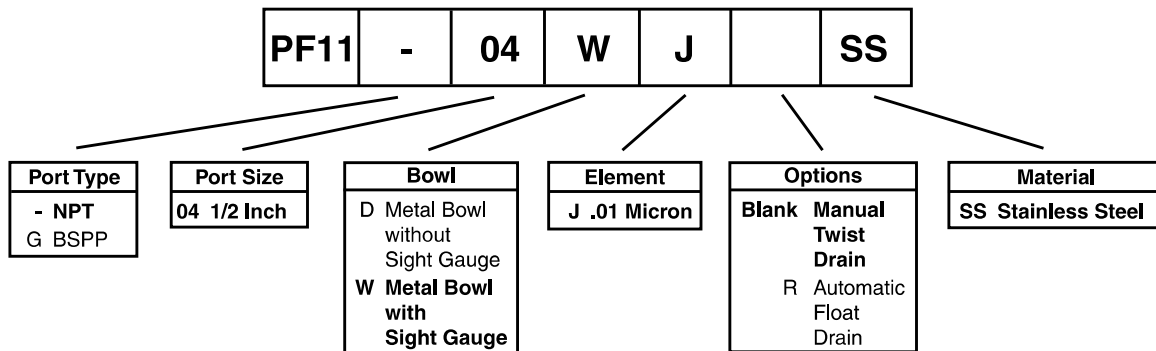
PF11 Coalescing Filter Dimensions		
A	A1	B
2.38 (60)	2.50 (64)	1.75 (44)
C	D	E
0.56 (14)	5.00 (127)	5.56 (141)
F		
2.12 (54)		

inches  
(mm)

Standard part numbers shown bold. For other models refer to ordering information below.

SCFM = Standard cubic feet per minute at 90 PSIG inlet and 5 PSIG pressure drop.

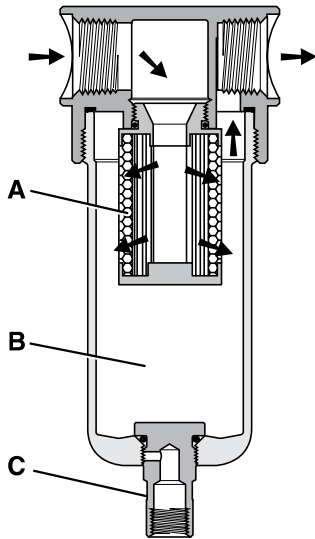
### Ordering Information



**BOLD ITEMS ARE MOST POPULAR.**



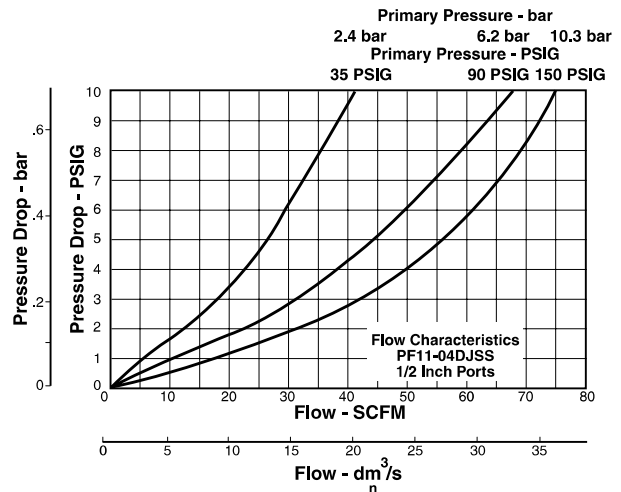
**Operation**



The contaminated air enters the element interior and is forced through a thick membrane (A) of “borosilicate” glass fibers coated with epoxy. Flow then passes through the element, and at this stage 99.97% of the sub micronic particles have been removed from the air stream. The tiny droplets coalesce together and are collected from the filter element by the outer drain layer.

The clean, filtered air now passes through and out into the pneumatic system. The air line coalescing filter removes liquid aerosols and sub-micron particulate matter. Collected liquids and particles in the “quiet zone” (B) should be drained before their level reaches a height where they would be reentrained in the flowing air. This can be accomplished by unscrewing the drain valve (C) slightly until the liquid begins to drain.

**Technical Information**



**PF11 Filter Kits & Accessories**

- Drain Kits –**
- Automatic Float Drain ..... SA10MDSS
- Filter Element Kits –**
- 0.01 Micron ..... EKF71
- Pipe Nipple –**
- 1/2" 316 Stainless Steel ..... 616A28-SS

**Specifications**

- Bowl Capacity** ..... 4.0 Ounces
- Filter Rating** ..... 0.01 Micron
- Sump Capacity** ..... 1.7 Ounce
- Port Threads** ..... 1/2 Inch
- Pressure & Temperature Ratings –**
- Manual Twist Drain ..... 0 to 300 PSIG (0 to 20.7 bar)  
0°F to 180°F (-18°C to 82°C)
- Manual Twist Drain (W) ..... 0 to 250 PSIG (0 to 17.2 bar)  
0°F to 150°F (-18°C to 66°C)

Automatic Float Drain ..... 10 to 175 PSIG (0 to 12 bar)  
32°F to 150°F (0°C to 66°C)

**Note: Air must be dry enough to avoid ice formation at temperatures below 32°F (0°C)**

**Weight** ..... 1.9 lb. (0.85 kg)

**Materials of Construction**

- Body** ..... 316 Stainless Steel
- Bowls** ..... 316 Stainless Steel
- Drain** ..... 316 Stainless Steel
- Element Holder** ..... Acetal
- Filter Element** ..... Borosilicate Fiber
- Seals** ..... Fluorocarbon
- Sight Gauge** ..... Isoplast