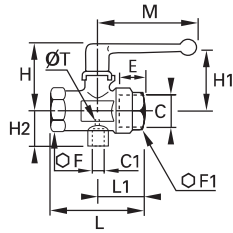


Universal Series, Vented

0489 3/2 In-Line Vented Ball Valve, Female BSPP and Metric Thread



Nickel-plated brass, NBR



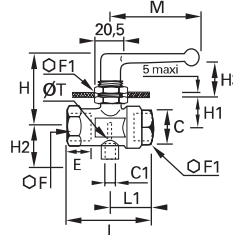
C	C1	DN		E	F	F1	H	H1	H2	L	L1	M	ØT	kg
G1/4	M5x0.8	7	0489 07 13	12	24	24	46	43	17	59	31	69	2	0,270
G3/8	M5x0.8	10	0489 10 17	12	24	24	46	43	17	59	31	69	2	0,243
G1/2	G1/8	13	0489 13 21	15	27	27	47	44	24	67	34	69	2	0,310
G3/4	G1/4	18	0489 18 27	16,5	32	38	63	54	33	80	39	108	2,5	0,670
G1	G1/4	23	0489 23 34	19	41	46	67	57	37	94	47	108	3	1,050

Maximum working pressure: 40 bar

0449 3/2 Panel-Mountable In-Line Ball Valve, Female BSPP and Metric Thread



Nickel-plated brass, NBR



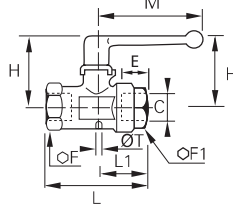
C	C1	DN		E	F	F1	H	H1	H2	H3	L	L1	M	ØT	kg
G1/4	M5x0,8	7	0449 07 13	12	24	27	50	20	17	21	59	31	69	2,5	0,313
G3/8	M5x0,8	10	0449 10 17	12	24	27	50	20	17	21	59	31	69	2,5	0,291
G1/2	G1/8	13	0449 13 21	15	27	27	52	23	24	21	67	34	69	4	0,352

Maximum working pressure: 20 bar

0469 3/2 In-Line Vented Ball Valve, Female BSPP Thread



Nickel-plated brass, NBR

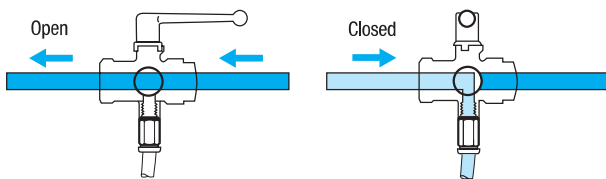


C	DN		E	F	F1	H	H1	L	L1	M	ØT	kg
G1/8	4	0469 04 10	8	14	14	35	29	44	25	48	1,5	0,092
G1/4	7	0469 07 13	12	24	24	46	43	59	31	70	2	0,268
G3/8	10	0469 10 17	12	24	24	46	43	59	31	70	2	0,246
G1/2	13	0469 13 21	15	27	27	47	44	67	34	70	2	0,294
G3/4	18	0469 18 27	16,5	32	38	63	54	80	39	108	2,5	0,668
G1	23	0469 23 34	19	41	46	67	57	94	47	108	3	1,026

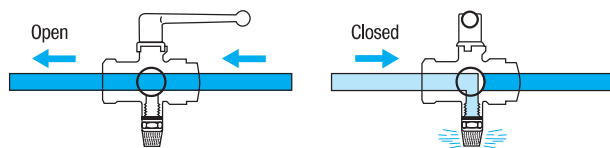
Maximum working pressure: 40 bar

Operation of Vented Ball Valves

With vent connected to a tube = collection of purged media



With vent connected to a silencer = noiseless discharge to atmosphere



You will find our ranges of fittings, tubing and silencers in Chapters 1, 3 and 9.

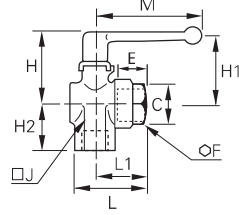
Universal Series, Vented

0462

3/2 Right-Angled Ball Valve with Vent, Female BSPP Thread



Nickel-plated brass, NBR



C	DN		E	F	H	H1	H2	J	L	L1	M	kg
G1/8	6	0462 06 10	8	19	38	31	20	22	37	27	48	0.192
G1/4	6	0462 06 13	12	19	38	31	24	22	38	28	48	0.185
G3/8	9	0462 09 17	12	24	45	43	27	25	46	31	69	0.261
G1/2	12	0462 12 21	15	27	47	44	33	29	49	34	69	0.312
G3/4	18	0462 18 27	16.5	38	59	51	40	39	60	39	108	0.698
G1	23	0462 23 34	19	46	63	55	47	48	72	47	108	1.066

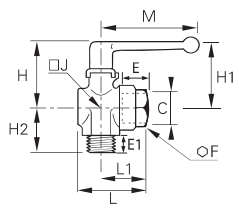
Maximum working pressure: 20 bar

0461

3/2 Right-Angled Ball Valve with Vent, Male/Female BSPP Thread



Nickel-plated brass, NBR



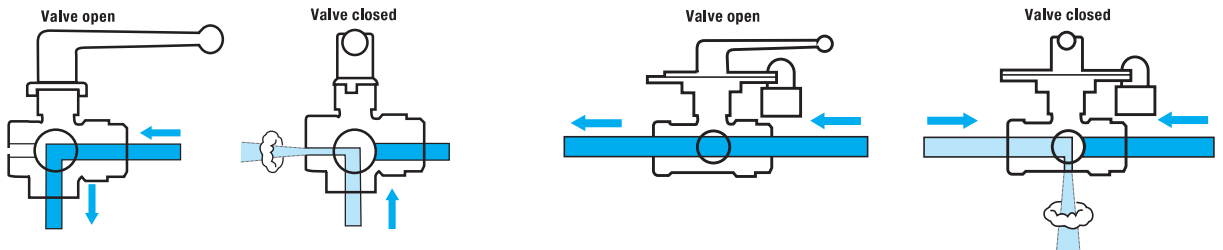
C	DN		E	E1	F	H	H1	H2	J	L	L1	M	kg
G1/8	6	0461 06 10	8	7	19	38	31	20	22	37	27	48	0.182
G1/4	6	0461 06 13	12	9	19	38	31	24	22	38	28	48	0.186
G3/8	9	0461 09 17	12	11	24	45	43	27	25	46	31	69	0.257
G1/2	12	0461 12 21	15	12	27	47	44	33	29	49	34	69	0.304
G3/4	18	0461 18 27	16.5	12	38	59	51	40	39	60	39	108	0.648

Maximum working pressure: 20 bar

Operation of Right-Angled Vented Ball Valves

With pin-hole vent = purge to atmosphere without silencer

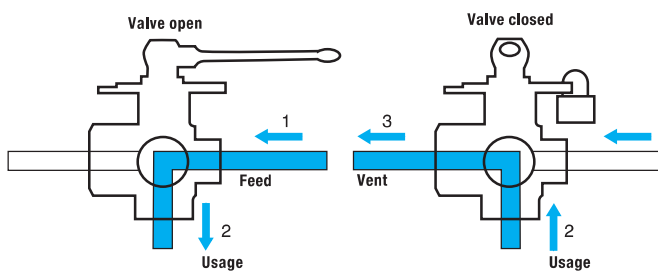
Operation of Lockable Vented Ball Valves



Removable lever: where the lever is obstructed in its movement, it can be refitted the opposite way.

Operation of 3/2 Lockable Valves

Drilled below and square in the horizontal plane, these valves provide a connection between: either port 1 and port 2, or port 2 and port 3.



Removable lever: where the lever is obstructed in its movement, it can be refitted the opposite way.